

DYNAMOOV

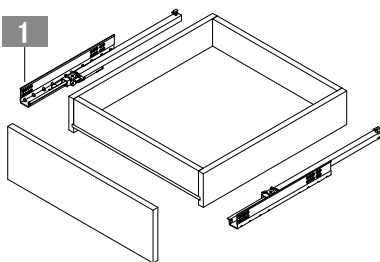
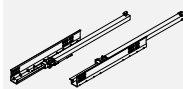
Single extension drawer Soft-close 25 kg



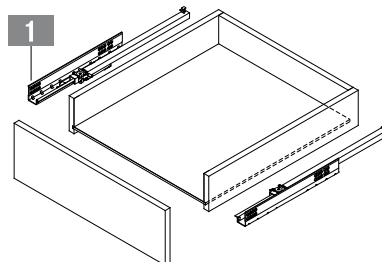
- Single extension drawer, 25 kg load capacity
- Soft-close damping system
- Plug-on installation
- Integrated height adjustment without tools +2 mm

ORDER INFORMATION

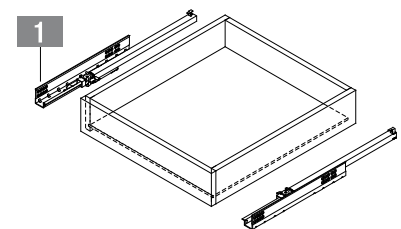
1 Dynamoov Soft-close single extension drawer, 25 kg		
NL	Item No.	Item No. l/r packed separately
260	F133100933207	F133100933211
285	F133100936207	F133100936211
310	F133100939207	F133100939211
335	F133100942207	F133100942211
360	F133100945207	F133100945211
385	F133100948207	F133100948211
410	F133100951207	F133100951211
435	F133100954207	F133100954211
460	F133100957207	F133100957211
485	F133100960207	F133100960211
510	F133100963207	F133100963211



4-sided drawer



3-sided drawer



Inset drawer

PACKAGING UNITS

207 = VPE 10

211 = VPE 20

INSTALLATION INFORMATION

All dimensions in millimetres

Drawer installation dimensions	Drawer	NL	SKL	MET
		260	250	265
		285	275	290
		310	300	315
		335	325	340
		360	350	365
		385	375	390
		410	400	415
		435	425	440
		460	450	465
		485	475	490
510	500	515		

Inset drawer	NL	A1	A2
	260	205	185
	285	220	200
	310	230	210
	335	245	225
	360	275	255
	385	285	265
	410	300	280
	435	310	290
	460	335	315
	485	350	330
510	360	340	

Back panel hole	Drawer holes	NL	A1	A2
		260	205	185
		285	220	200
		310	230	210
		335	245	225
		360	275	255
		385	285	265
		410	300	280
		435	310	290
		460	335	315
		485	350	330
510	360	340		

Fixing positions for single extension drawer

Euro screw \varnothing 6.3 x 14 mm
Chipboard screw \varnothing 4 x 16 mm
Screw head \varnothing 7 mm

LEGEND

HV	Height adjustment	MET	Minimum installation depth
KV	Front edge of cabinet	NL	Nominal length
LWK	Inside cabinet width	SKL	Length of drawer
LWS	Internal drawer width		